



Army

Air Force

Assam Rifles

How do I Vote

A guide for Service Voters

Coast Guard

**Armed Police Force of a State
serving outside that state**

**Central Industrial
Security Force**

Navy

**Indo Tibetan
Border Force**

Central Reserve Police Force

Army

Assam Rifles

**GREF in Border Road
Organisation**

Coast Guard

Indo Tibetan Border Force

Army

Border Security Force

Navy

**Government of India officials
posted outside India**

Assam Rifles

Air Force

**Central Industrial
Security Force**

Who is a Service Voter

1

Those serving in the Armed Forces of the Union.

2

Those serving in a Force to which the Army Act 1950 applies (Assam Rifles, CRPF, BSF, ITBP, SSB, NSG, GREF in BRO, CISF etc.).

3

Those employed under the Government of India, in a post outside India.

4

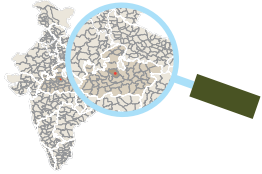
Member of an Armed Police Force of a State, serving outside that state.

Wife of a Service Voter, if she is ordinarily residing with him, shall also be eligible to be enrolled in the part meant for Service Voters in the constituency concerned.*


* This facility is not available to the husband of a female service voter under the existing law.

Getting Started: Registration in the Electoral Roll

Enrol as a Service Voter



Find out the name of your Constituency and Part in the district/ state of residence.

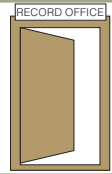


Register online or download the form from www.servicevoter.nic.in.

Fill 2 copies of

- ◆ **Form 2** for Armed forces;
- ◆ **Form 2A** for Armed Police Force;
- ◆ **Form 3** for Govt officials serving abroad.

Fill the Declaration Form & submit to the Record Office or nodal officer



Wife of a Service Voter can be enrolled in the same part on the basis of declaration made by her husband in the form and no separate declaration is required from her.



OR Enrol as a General Elector



Alternatively you can also opt to enrol as General Elector at place of posting, **if it's a peace station.**

You can remain a Service Voter of your native constituency or register as a General Voter at place of posting (if peace station posting).




Remember to get your name deleted as a Service Voter, when you enrol as a General Elector.


Casting your Valuable Vote : How To Fill The Ballot Paper

Service Voter

When there is an election in your native constituency, Returning Officer (RO) of your constituency will send you the postal ballot alongwith two envelopes, a declaration and instructions for voting.




Record your vote by placing clearly a mark X or ✓ opposite the name of the candidate of your choice on the ballot paper; your vote will be invalid if the mark does not clearly indicate your choice.



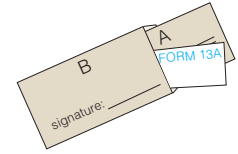
No postage stamp need be affixed by you. It may be noted that the ballot has to reach the RO before the time fixed for commencement of counting of votes which would be mentioned in the instruction sheet.



After closing the larger cover, send it to the RO by post or messenger.




Give your full signature in the space provided on the cover marked 'B'. The serial number of ballot paper should be entered on the smaller envelope (**Form 13B**) in the column meant for it, if the same is not already entered by the RO before sending it to you.



Place the Declaration and also the smaller cover marked 'A' containing the ballot paper in the larger cover marked 'B', which already bears the address of the Returning officer.

Do not put your signature, any word, sign or any other mark on the ballot paper other than the mark required to record your vote.



After recording your vote, place the ballot paper in the smaller cover marked 'A' sent with the ballot paper; close the cover and secure it by seal or otherwise.



Sign the declaration in **Form 13A** in the presence of an officer appointed by the Commanding Officer of the Unit, ship or establishment. Remember to mention the serial number of the postal ballot in the declaration in the place meant for the same.



The officer will attest your signature and return the declaration to you; you must not show your ballot paper to the attesting officer nor tell him how you have voted.



Your Vote shall be invalid if:

- ✓ If you vote for more than one candidate;
- ✓ If the mark does not clearly indicate your choice, you mark in between two names;
- ✓ If you put your signature, any word or sign on the ballot paper;
- ✓ If the cover is not sealed/pasted;
- ✓ If the declaration in **Form 13A** is not found on opening the outer envelope;
- ✓ If declaration in **Form 13A** does not carry your signature or attestation by competent officer.

Voting through Electronically Transmitted Postal Ballot (ETPB)

When there is an election in your native constituency, you will receive your ballot electronically with your details already filled in. A One Time Password (OTP) shall be provided to enable you to download the ETPB.



Alongwith ETPB, you will receive the following:

1. Declaration Form (**Form-13A**);
2. Cover A (**Form 13B**)- Cut along the line and paste on small envelope (4' x 9');
3. Cover B (Form-13C)- Cut along the line and paste on large envelope (4.75' x 11').



Follow the same process as given on page 4.

Now place the Declaration (**Form -13A**) and small envelope with ETPB marked as Cover A, inside the large envelope marked as Cover B and seal it properly.

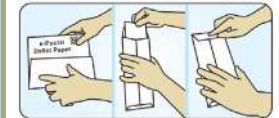


Sign (full signature) on the envelope B. Now send it to the RO through post or a messenger.



The officer would attest your signature on the Declaration and return it to you.


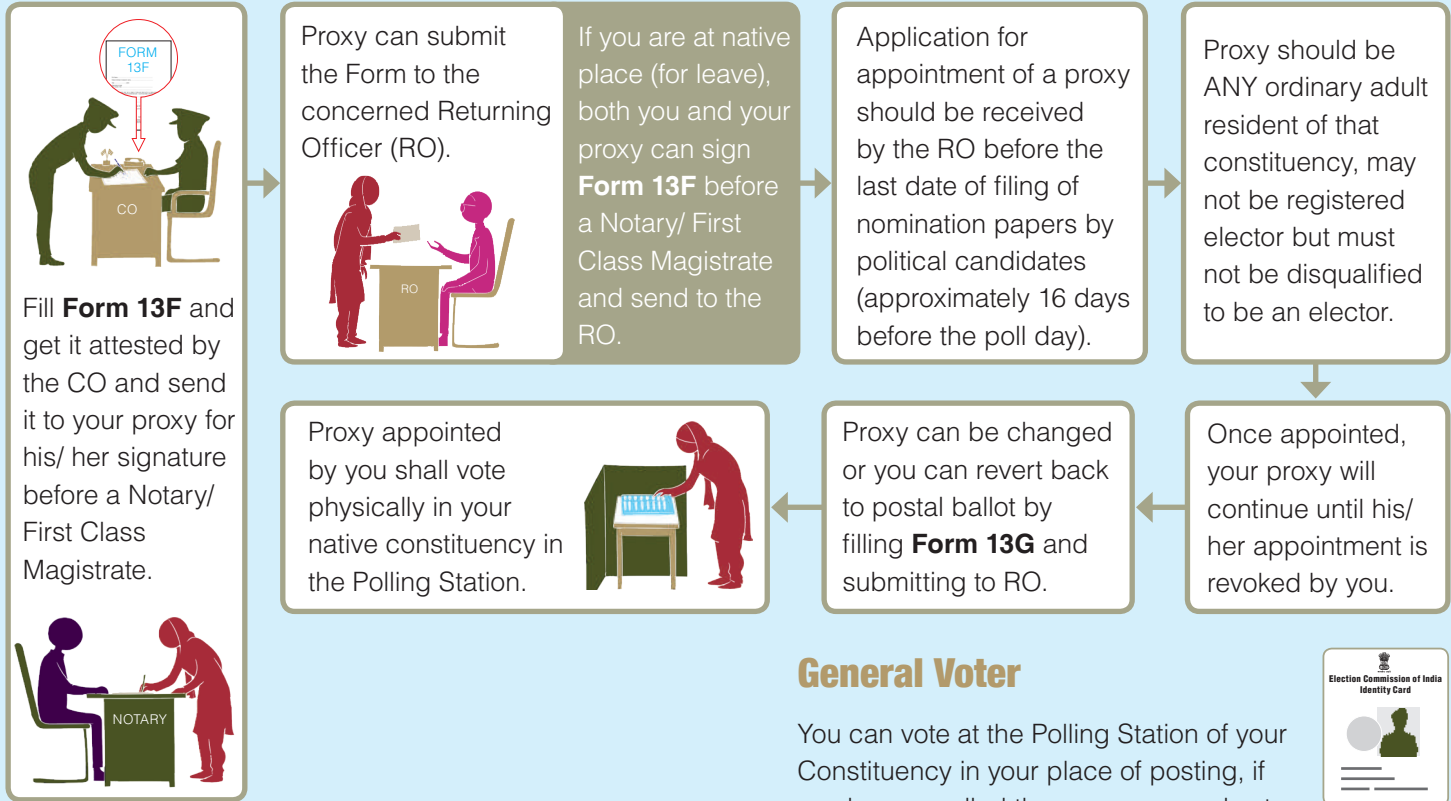
Sign the Declaration provided in **Form 13A** in the presence of the appointed officer.



After recording your vote, fold the ETPB and place in the small size cover marked 'A'. Close the cover and secure it with a seal.

Classified Service Voter

Once you are registered as a Service Voter, you (if you are serving in armed forces or in a force to which Army Act applies) can opt for voting through PROXY as a Classified Service Voter, meaning, you can nominate somebody to vote in your place.

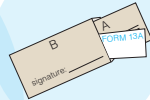


Keeping in Mind: Points to Remember



While wife can be enrolled in the part for Service Voter, husband/ son/ daughter cannot be enrolled.

Do not place the declaration form **13A** inside the smaller envelope which is meant only for the marked postal ballot paper. The declaration along with the smaller envelope should be kept inside the larger envelope.



You can also opt to enrol as General Voter at place of posting, if it's a peace station posting but remember no person can be enrolled on more than one electoral roll i.e. when you enrol as a service voter you have to submit a declaration - that you did not get enrolled as a General Voter.



So get enrolled today at www.servicevoter.nic.in to vote in the next election!

Voter Helpline: Call 1950

Find all the information you need at www.servicevoter.nic.in and at www.ecisveep.nic.in



Systematic Voters' Education & Electoral Participation (SVEEP)

Election Commission of India
Nirvachan Sadan, Ashoka Road
New Delhi-110001

www.eci.gov.in